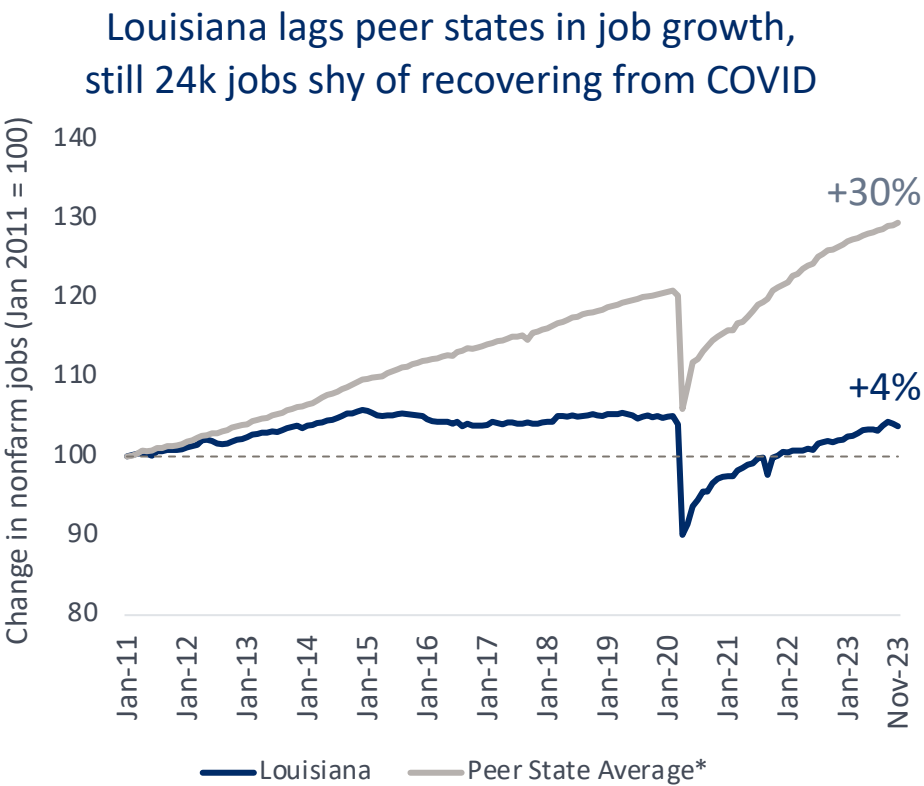


Louisiana Economic Intelligence Dashboard
Committee of 100 for Economic Development
January 2024



Louisiana's job growth has been stagnant over 12 years of data, compared to Southern peer states

Jan 2011 to Nov 2023



State	Nov 2022 – Nov 2023 %age change
Louisiana	1.8%
Alabama	1.8%
Arkansas	1.0%
Florida	2.8%
Georgia	2.1%
Mississippi	-0.6%
Oklahoma	0.9%
South Carolina	2.7%
Texas	3.0%

Source: Bureau of Labor Statistics; figures are seasonally adjusted
*Peer states include Alabama, Arkansas, Florida, Georgia, Mississippi, Oklahoma, South Carolina, Texas



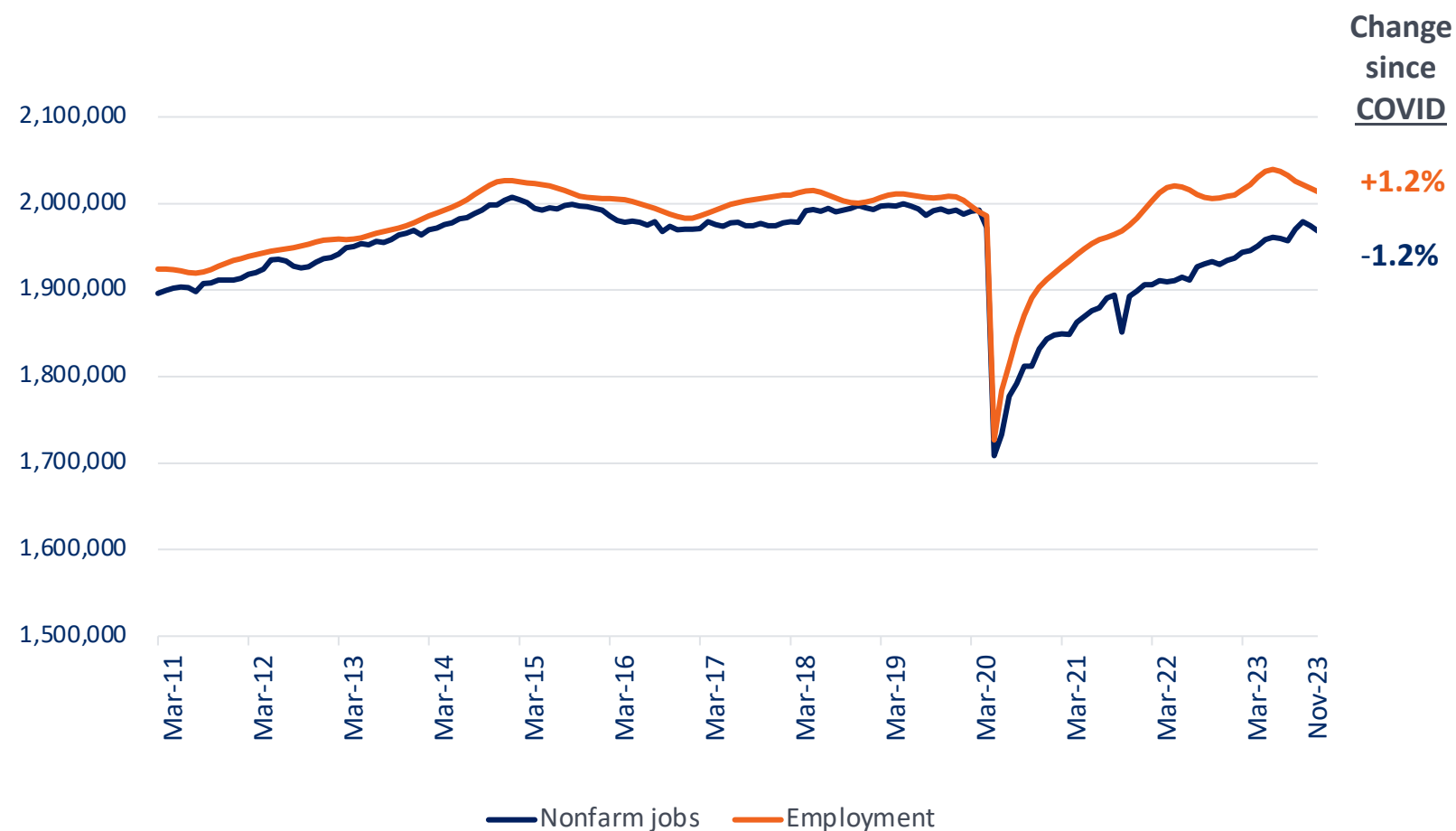
Southern states averaged 8.9 percent job growth since 2016; Louisiana declined by 12,000 jobs

State	Population Growth 2016-2022	Job Growth Jan 2016 – Nov 2023
Louisiana	-1.9%	-0.6%
Mississippi	-1.7%	2.2%
Oklahoma	2.3%	3.9%
Virginia	3.2%	6.4%
Alabama	4.3%	9.9%
Arkansas	1.8%	9.9%
Tennessee	6.0%	10.8%
Georgia	5.9%	12.6%
South Carolina	5.5%	12.6%
North Carolina	5.3%	13.2%
Texas	7.6%	15.1%
Florida	7.8%	16.3%

Comparing outcomes

If LA had grown at the Southern AVG...	177,605 more jobs than 2016
If LA had grown like the 5 slowest states, AVG...	101,541 more jobs than 2016
If LA had grown like the 5 fastest states, AVG...	277,104 more jobs than 2016
If LA had grown at the next lowest, Mississippi...	43,879 more jobs than 2016

There is a persistent, wider gap between employment and non-farm jobs, post-COVID

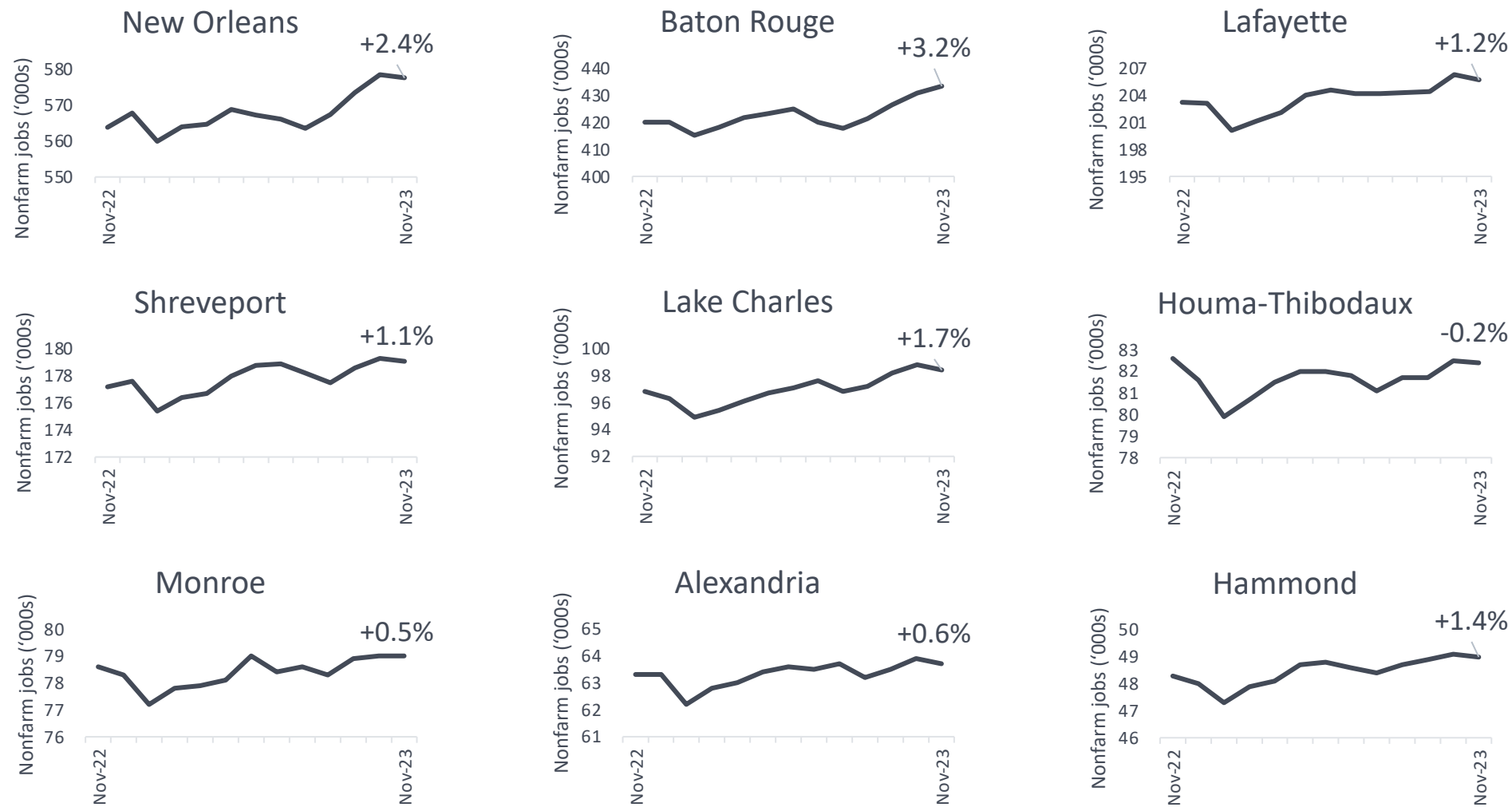


- Increased post-COVID employment could represent:
 - More self-employed
 - More jobs in farming or other job types not included in “non-farm jobs”

Source: Bureau of Labor Statistics; figures are seasonally adjusted



Eight of the state's nine metros have grown over the last year



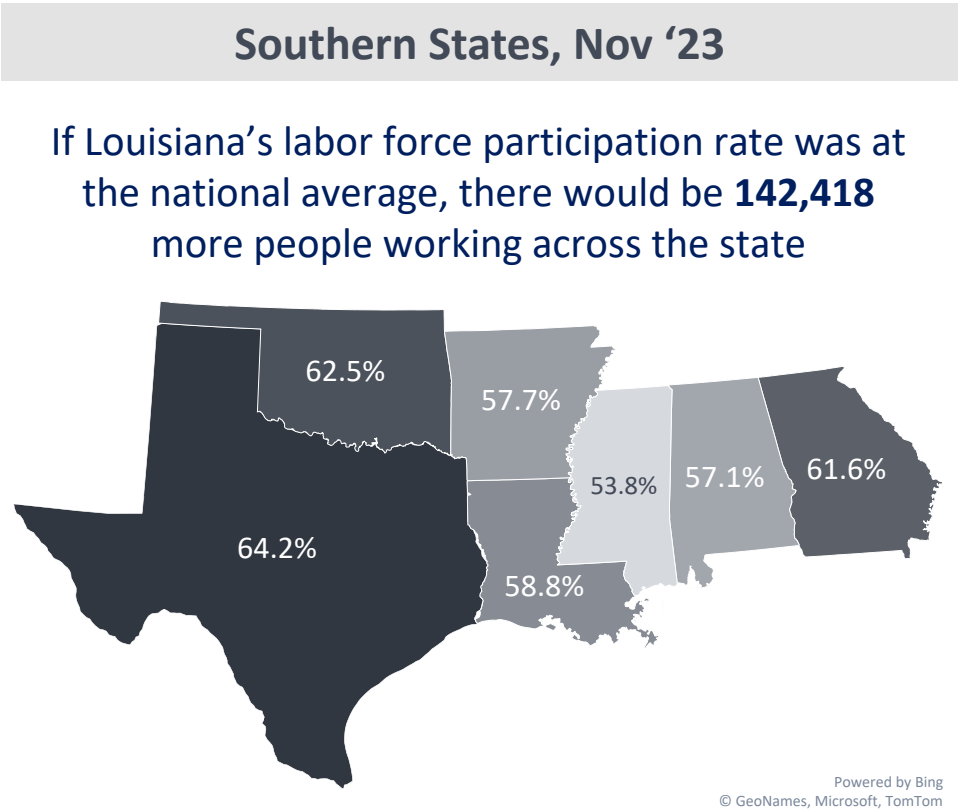
Source: Louisiana Workforce Commission; figures are not seasonally adjusted



Louisiana ranks 43rd among all states for labor force participation, missing 142,000 workers

Rank	State	Labor Force Participation Rate
United States Average		62.8%
38	Delaware	60.6%
39	Hawaii	60.1%
40	Florida	59.7%
41	Tennessee	59.4%
42	Maine	59.0%
43	Louisiana	58.8%
44	Arkansas	57.7%
45	New Mexico	57.3%
46	Alabama	57.1%
47	Kentucky	57.1%
48	South Carolina	57.0%

Source: November 2023 data; Federal Reserve Bank of St. Louis (FRED); figures are seasonally adjusted

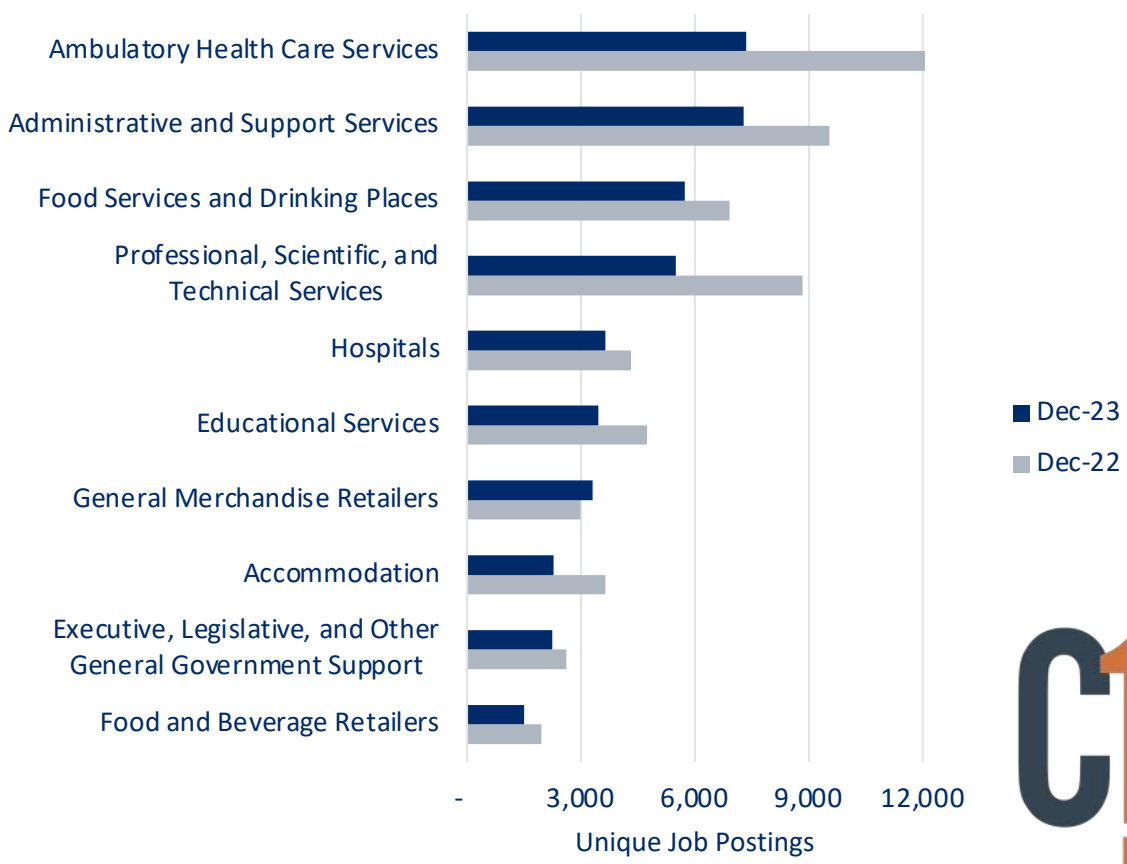


Job postings are down over the last year. Highest demand is for healthcare, administrative support, and hospitality workers

Dec 2023 Industry Rank	Industry	Dec 2023 Job Postings
1	Ambulatory Health Care Services	7,356
2	Administrative and Support Services	7,291
3	Food Services and Drinking Places	5,739
4	Professional, Scientific, and Technical Services	5,497
5	Hospitals	3,644
6	Educational Services	3,454
7	General Merchandise Retailers	3,305
8	Accommodation	2,270
9	Executive, Legislative, and Other General Government Support	2,250
10	Food and Beverage Retailers	1,501

Source: Lightcast

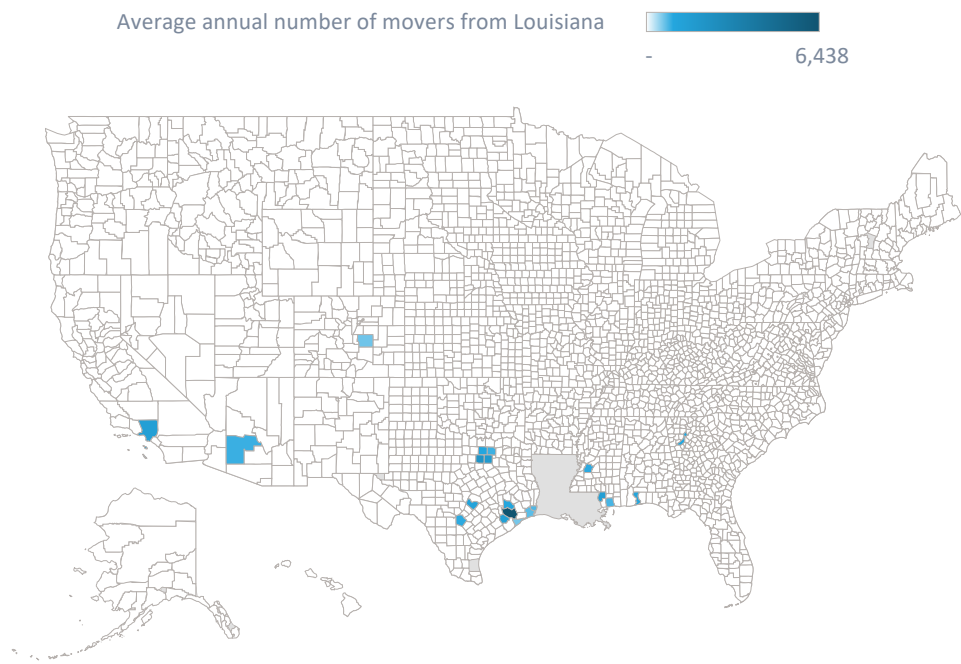
Job Postings December 2023 vs. December 2022



12 of the 20 most popular counties for people leaving Louisiana are in Texas

State	Metropolitan/ Micro Area	County	Average annual number of movers from Louisiana
Texas	Houston	Harris County	6,438
Texas	Dallas-Ft. Worth	Tarrant County	2,245
Texas	Dallas-Ft. Worth	Dallas County	1,855
Mississippi	Picayune	Pearl River County	1,517
California	Los Angeles	Los Angeles County	1,460
Texas	Houston	Fort Bend County	1,450
Texas	Austin	Travis County	1,232
Florida	Pensacola	Escambia County	1,101
Texas	Houston	Montgomery County	1,058
Texas	Dallas-Ft. Worth	Denton County	1,034
Georgia	Atlanta	Fulton County	1,000
Mississippi	Jackson	Hinds County	966
Texas	San Antonio	Bexar County	963
Arizona	Phoenix	Maricopa County	900
Texas	Dallas-Ft. Worth	Collin County	888
Mississippi	Gulfport-Biloxi	Harrison County	835
Texas	Beaumont	Orange County	807
Texas	Beaumont	Jefferson County	749
Colorado	Colorado Springs	El Paso County	660
Texas	Houston	Galveston County	626

Thousands of Louisianans are moving to Texas metros like Houston, Dallas-Ft. Worth, Austin, and Beaumont each year



Next month
will look at
in-migration
data for
population
moving into
Louisiana



Source: US Census Bureau’s ACS 2017 – 2021 State-to-County Migration Flows

Powered by Bing
© GeoNames, Microsoft, TomTom